






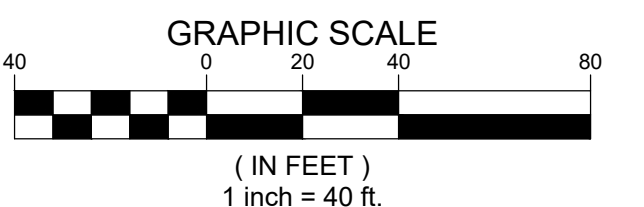


SIGN LEGEND			
No.	SIGN	SIGN CODE	DESCRIPTION
1		MUTCD R1-1 30"x30"	LEGEND: WHITE (RETROREFLECTIVE) BACKGROUND: RED (RETROREFLECTIVE)
2		NEW YORK RT-8D 12"x18"	LEGEND: GREEN (RETROREFLECTIVE) WHITE SYMBOL ON BLUE (RETROREFLECTIVE) BACKGROUND: WHITE (RETROREFLECTIVE)
3	 	MUTCD W11-2 30"x30" MUTCD W16-7PL 24"x12"	SYMBOL: BLACK (YELLOW (RETROREFLECTIVE) BACKGROUND: BLACK (RETROREFLECTIVE) SYMBOL: BLACK (YELLOW (RETROREFLECTIVE) BACKGROUND: BLACK (RETROREFLECTIVE)
4	 	MUTCD W11-2 30"x30" MUTCD W16-5B 24"x12"	SYMBOL: BLACK (YELLOW (RETROREFLECTIVE) BACKGROUND: BLACK (RETROREFLECTIVE) SYMBOL: BLACK (YELLOW (RETROREFLECTIVE) BACKGROUND: YELLOW (RETROREFLECTIVE)
5		MUTCD R7-1d 12"x18"	LEGEND: RED (RETROREFLECTIVE) BACKGROUND: WHITE (RETROREFLECTIVE)

NOTE: SIGNS MOUNTING/ASSEMBLY HARDWARE AND SIGN POSITIONING SHALL CONFORM TO MANUAL OF UNIFORM TRAFFIC CONTROL DEVICES' LATEST EDITION. SEE SITE DETAILS.



IN WITNESS WHEREOF, I, the undersigned, do hereby certify that the foregoing is a true and correct copy of the original as submitted to the NYS Education Law, Article 145 Section 7200.2b, for any person, unless he is acting under the direction of a licensed professional engineer or land surveyor, who is not duly licensed in the State of New York, who has prepared or caused to be prepared any drawing, plan, map, or specification, or who has altered, the altering engineer or land surveyor shall affix to the filed drawing, plan, map, or specification, his or her signature and the date of such alteration, and a specific description of the alteration.

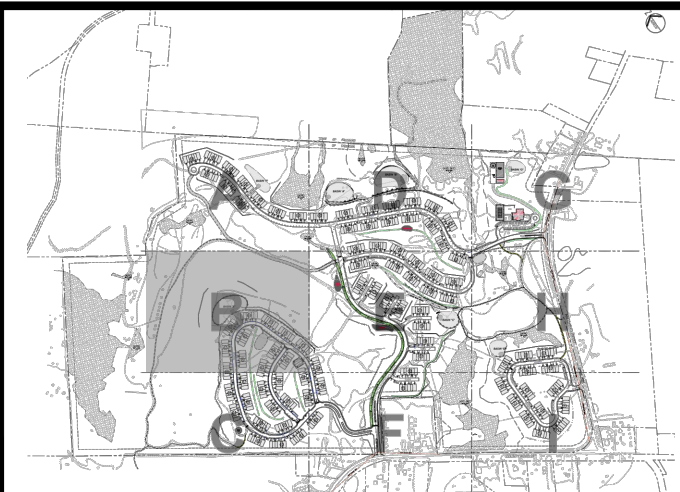
ALL DIMENSIONS MUST BE FORGED BY THE CONTRACTOR, NOTEDY PAULOS, SKOLINSKY, AND SARTORI, OF ANY CONFLICTS, ERRORS, AMBIGUITIES OR DISCREPANCIES IN THE CONTRACT DOCUMENTS. THE CONTRACTOR SHALL BE RESPONSIBLE FOR VERIFYING ALL DIMENSIONS.

ALL DIMENSIONS SHALL BE AS NOTED IN WORDS OR NUMBERS ON THE CONTRACT DRAWINGS. DO NOT SCALE THE DRAWINGS TO DETERMINE DIMENSIONS.

THESE CONTRACT DRAWINGS CONTAIN DATA INTRODUCED SPECIFICALLY FOR THE NOTED PROJECT. THE CONTRACTOR SHALL BE RESPONSIBLE FOR THE USE OF THE EXISTING PROJECT OR FOR REUSE ON ANY OTHER PROJECT.

THE COPYING AND/OR MODIFICATION OF THIS DOCUMENT OR ANY PORTION THEREOF IS PROHIBITED WITHOUT THE WRITTEN PERMISSION OF THE CONTRACTOR.

COPYRIGHT © 2019 PAULOS, SKOLINSKY, AND SARTORI - ALL RIGHTS RESERVED.



CONSULTANTS

PS&S
integrating design & engineering

67A MOUNTAIN BOULEVARD EXTENSION
P.O. BOX 4039
WARREN, NEW JERSEY 07059
PHONE: (732) 560-9700
FAX: (732) 560-9768

LISA A. DIGEROLAMO, P.E.
PROFESSIONAL ENGINEER
NEW YORK LIC. NO. 086749

SIGNATURE _____ DATE _____

[illegible]

PROJECT TITLE

PRELIMINARY & FINAL SITE PLAN

Gan-Eden Estates

TOWN OF THOMPSON SULLIVAN COUNTY NEW YORK

TAX LOT
SECTION 2,
BLOCK 1/ LOT 6.3

SHEET TITLE	INITIAL DATE	JOB NO.
	OCT. 15, 2019	01895.0053
	SCALE	B/O
	1" = 40'	
	DRAWN	SHEET NO.
	C.Y. / F.M.	C-04B
CHKD.	L.A.D.	06 OF 103